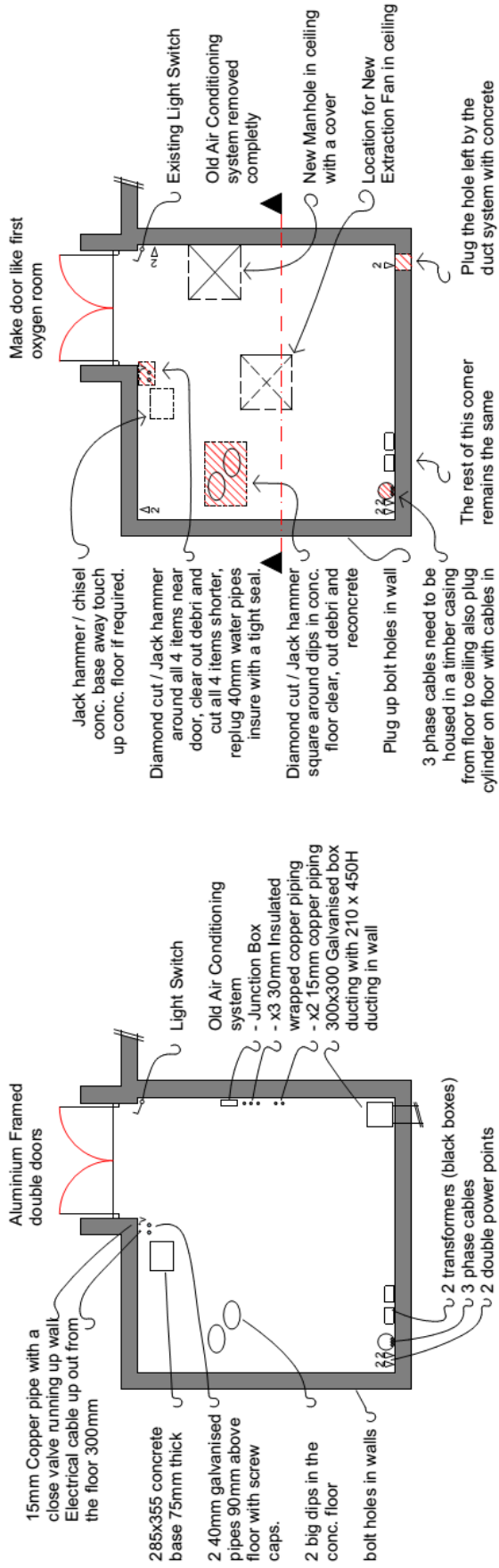




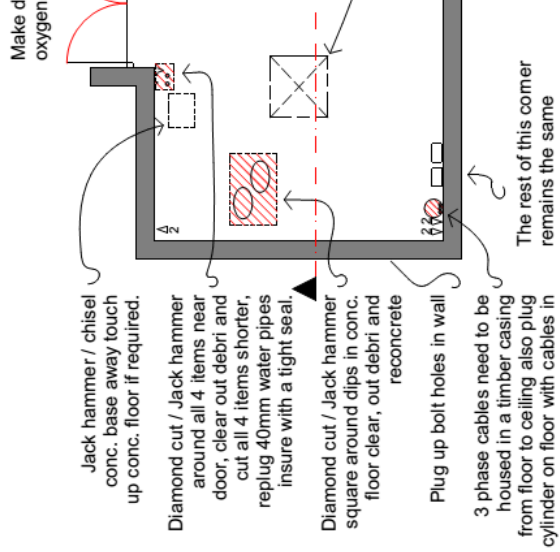
RENOVATION OF THE ROOM FOR NEW OXYGEN PLANT

Requirements:

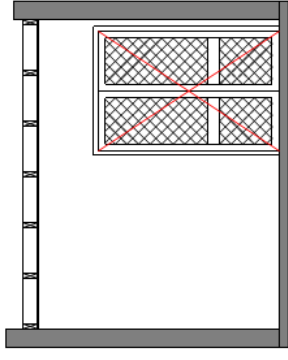
1. Change the panel of existing entrance door with screen and security mesh for better ventilation.
2. Install 4 new double power points at each corner at a 1.000mm high of G.L.
3. Paint all walls and ceiling with internal acrylic paint finish. (White)
4. New ceiling. 150x50 ceiling runners fixed all around room with M12 Ramer. @600 ctrs.
5 evenly spaced 150x50 ceiling joist with 5 evenly spaced 150x50 ceiling noggs with pinks batts on 10mm wet area ceiling lining.
5. New ram at the entrance (approx. 100mm high).
6. Old Aircon pipe lines and duct to be removed.
7. One new manhole.
8. New exhaust fan/extractor in ceiling.
9. Plug the hole left by the duct system with concrete
10. Wiring on the wall to be housed in a timber casing from floor to ceiling.
11. Plug the hole where cables in.
12. Plug all bolt holes in wall.
13. Diamond cut/jack hammer square around dips in conc. floor clear out debris and re-concrete.
14. Diamond cut/jack hammer around all 4 items (3 copper pipes and 1 cable) near door, clear our debris and cut all 4 items shorter, re-plug and insure with a tight seal.
15. Jack jammer/chisel conc. base away touch up conc. floor.



EXISTING FLOOR



NEW FLOOR



CROSS SECTION

Make door like first oxygen room. - Take existing door off its hinges and have internal panels removed from frame and replace with security and insect mesh.
 Install 4 new double power points at each corner at a 1.000m High off G.L.
 Paint all walls and ceiling with internal acrylic paint finish (suggest white)



P.O. Box 159,
 Avenue,
 Berrisford,
 COOK ISLANDS.
 Phone: 20155 Mobile: 55790
 email: dtulakageorge@rnh.co.nz

**MINISTRY OF HEALTH
 NEW OXYGEN ROOM UP AT THE HOSPITAL**

**EXISTING FLOOR PLAN
 NEW FLOOR PLAN
 CROSS SECTION**

Dean Tulaka-George
 28th April 2015
 scale 1 : 50
L01
AS15.13